



Thank you for backing  
the Kickstarter! Your  
support means so much to

me. I really hope  
you enjoy the album!

There is a collection of  
scores from the album as  
well as drafts and initial  
ideas for some of the  
pieces. Enjoy!


# LOGAN HOMES SIMILAR FASHION

Logan = Alto saxophone + bass clarinet

Lauren Baba = viola

Gregory Uhlman = guitar

Mike Lockwood = drums



—L  
O  
G  
A  
N



# MOTHER FIGURE

Logan  
Horne

Intro

Concert



E<sup>b</sup>

A

1st, 3rd

2nd

4th

B

A<sup>5</sup>

Handwritten musical notation for the first system, including a treble clef, a 12/8 time signature, and a key signature of one flat (E<sup>b</sup>). The notation consists of a single melodic line with eighth and quarter notes, and a bass line with a double bar line and a slash through it.

Handwritten musical notation for the second system, continuing the melody with a 2nd ending bracket and a 4th ending bracket. The bass line includes a double bar line and a slash through it.

Handwritten musical notation for the third system, labeled 'B'. It features a treble clef and a melody with quarter notes and a half note. The bass line includes a double bar line and a slash through it.

Handwritten musical notation for the fourth system, continuing the melody and bass line with a double bar line and a slash through it.

Handwritten musical notation for the fifth system, continuing the melody and bass line with a double bar line and a slash through it.



C

AS

D

1st



1st staff: *120000* *4th*

[E] saxophone solo  
only percussion accomp.

Entire rhythm section enters

[F]

ff



Handwritten musical notation for saxophone, consisting of five staves. The notation includes various note values, rests, and accidentals. A bracket under the second staff is labeled "3 times". The fifth staff has the word "slow." written above it.

Handwritten musical notation for viola and guitar. The viola part is on a single staff with notes and rests, labeled "FREE TEMPO" and "VA". The guitar part is on a single staff with notes and rests, labeled "Guitar solo".

Annotations include:

- "FREE TEMPO" written above the viola staff.
- "VA" written below the viola staff.
- "Guitar solo" written above the guitar staff.
- A box containing the letter "H" is placed above the viola staff.
- Text to the right of the "H" box: "Viola loop continues until end".
- Text below the "H" box: "Drums can enter with some kind of groove if it feels right".
- Text to the right of the guitar staff: "SAX play melody at end if it feels right".

Handwritten musical notation for saxophone, showing two staves of melodic lines. The first staff has a bracket labeled "1st, 2nd" over a section of notes. The second staff has a bracket labeled "4th" over a section of notes.

Four empty musical staves at the bottom of the page, with some faint lines and markings.



# MJT

Logan Hone

**A**

*mp*

4

Brief out of time drum solo  
1st Time ≈ 2-3 measures  
2nd time ≈ 8 measures

**B**

All unison

*mf*

7

9

12

Continue improvising with these pitches

**C**

Slow Sludge, Heavy Rock

*ff*

LOOP

18

**D** CUED

*p*



Viola

Voice written in alto clef

↑ = tongue click

MISSED THE BOAT

Logan Hone

mp

"the"

Loop 1

"the"

Loop 2

Loop 3

"the"



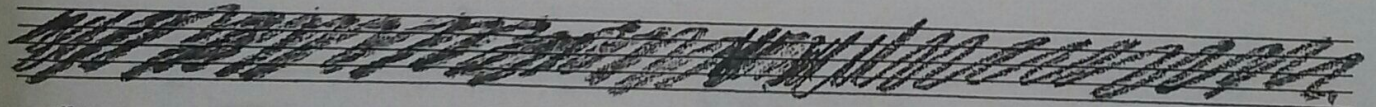
Bass intro

Fresh and clean

E<sup>b</sup> alt

out of time :)

sax solo C D || viola plays A, sax joins on B -  
 viola solo, eventually play C major  
 x x x x etc until end



THIS SONG WAS WRITTEN AFTER SEEING EINSTEIN ON THE BEACH IN FALL 2013. JESSE QT, JESSICA LI & I WERE DRIVING BACK IN THE SAME CAR on our way to Avant Garage w/ Christian Asplund. There was an intense rainstorm in the center of Utah and I wrote this song during it. It could be Franky, it could be very fresh and clean. It could be...



# Snap Shoot

Logan Hone

Fast, Driving

5

8

**A**

11

14

17

**B**

20

VIOLA SOLO

25

Don't Aim

Feel it out

**C** x x

x x x



2

Treble

27

**D**

Musical staff 27-28: Treble clef, key signature of two sharps (F# and C#). Staff 27 begins with a 7-measure rest, followed by a series of eighth and sixteenth notes. Staff 28 continues the melodic line with eighth notes.

29

Musical staff 29: Continuation of the melodic line, featuring a triplet of eighth notes marked with a '3' and a bracket.

31

Musical staff 31: Continuation of the melodic line with a triplet of eighth notes marked with a '3' and a bracket.

Snap shoot!

33

Musical staff 33: Continuation of the melodic line with a triplet of eighth notes marked with a '3' and a bracket.

Snap shoot!

35

Musical staff 35: Continuation of the melodic line, ending with a half note and a fermata.

Drum Break

39

**E**

Musical staff 39: New section starting with a dynamic marking of *f* (forte). The staff contains a series of eighth and sixteenth notes.

42

Musical staff 42: Continuation of the melodic line with two triplet markings over eighth notes, each marked with a '3' and a bracket.

45

Musical staff 45: Continuation of the melodic line with two triplet markings over eighth notes, each marked with a '3' and a bracket. The staff ends with a first ending bracket labeled '1.'.

48

2.

**F**

Musical staff 48: Continuation of the melodic line, starting with a dynamic marking of *p* (piano). The staff contains a series of eighth and sixteenth notes.

50

Musical staff 50: Continuation of the melodic line with a series of eighth and sixteenth notes.



# Moveable Walls Edit 3

Drums: sort of loose half time feel for first section

Guitar: use octave bass pedal

Repeats are as written

Logan Hone

Acoustic Guitar

Drums: sort of loose half time feel for first section

Alto Saxophone

Viola

Detailed description: This block contains the first system of music. It features three staves: Acoustic Guitar (treble clef), Alto Saxophone (treble clef), and Viola (bass clef). The Acoustic Guitar part consists of a sequence of notes: G4, A4, B4, C5, B4, A4, G4, F#4, E4, D4. The Alto Saxophone part has a melodic line starting with a quarter rest, followed by quarter notes G4, A4, B4, C5, and a quarter rest. The Viola part has a rhythmic pattern of quarter notes G2, A2, B2, C3, and quarter rests. Dynamics include *mp* and hairpins.

5 **A**

A. Gtr.

**A** Improve with this idea:

Alto Sax.

Vla.

Detailed description: This block contains the second system of music, starting at measure 5. It features three staves: A. Gtr. (treble clef), Alto Sax. (treble clef), and Vla. (bass clef). The A. Gtr. part has a melodic line with a double bar line and a '2' above it. The Alto Sax. part has a melodic line with a double bar line and a '2' above it. The Vla. part has a rhythmic pattern with a double bar line and a '2' above it. Dynamics include *mp* and hairpins.

9

A. Gtr.

Alto Sax.

Vla.

Detailed description: This block contains the third system of music, starting at measure 9. It features three staves: A. Gtr. (treble clef), Alto Sax. (treble clef), and Vla. (bass clef). The A. Gtr. part has a melodic line with a double bar line and a '2' above it. The Alto Sax. part has a melodic line with a double bar line and a '2' above it. The Vla. part has a rhythmic pattern with a double bar line and a '2' above it. Dynamics include *mp* and hairpins.



13 **B** No pedal

A. Gtr. **2** Viola Break

Alto Sax. **B** Drums hit strong

Vla. **B**

18

A. Gtr.

Alto Sax.

Vla.

24 **C** With pedal

A. Gtr. **2**

Alto Sax. **C** Drum Fill! Drums hit big, mellow down for a solid groove

Vla. **C**



29 **2** **2** **D**

A. Gtr.

Alto Sax.

Vla.

34 **2**

A. Gtr.

Alto Sax.

Vla.

37 **2** **2**

A. Gtr.

Alto Sax.

Vla.

41 **E** Viola/Sax Solo

A. Gtr.

Alto Sax.

Vla.

**E** Alto/Viola Contrapuntal Duet

**D** Lydian IMPROVISE BASED ON YOUR MELODY AT D

**E** Alto/Viola Contrapuntal Duet

**F** Lydian IMPROVISE BASED ON YOUR MELODY AT D



4  
45  
A. Gtr. 2 2  
Guitar/Drums Drop

Alto Sax. D Lydian/Emaj

Vla. F Lydian/Gmaj

50  
A. Gtr. Drums enter BIG! 6/4 Hi-hat groove  
f

Alto Sax. F f

Vla. F f

54  
A. Gtr. 4

Alto Sax. 4

Vla. 2 2

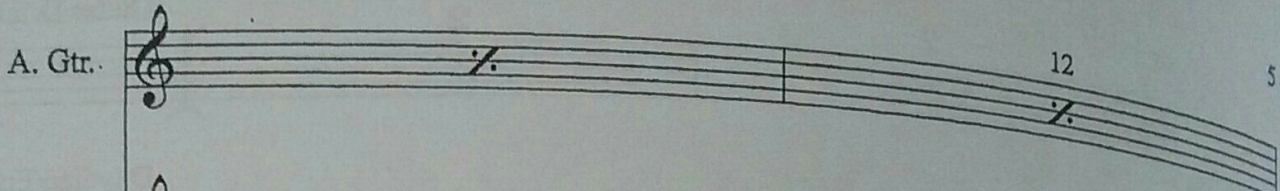
60  
A. Gtr. 8

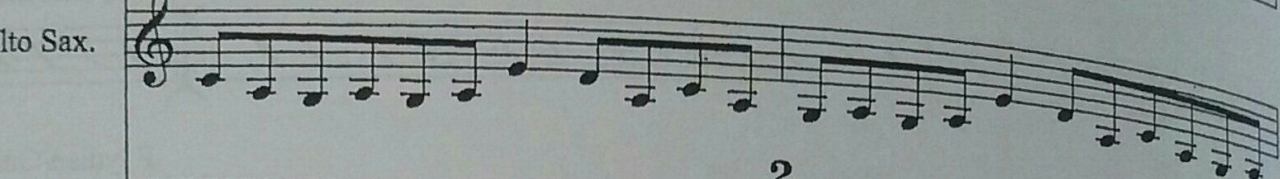
Alto Sax. 8 f


Vla. 2



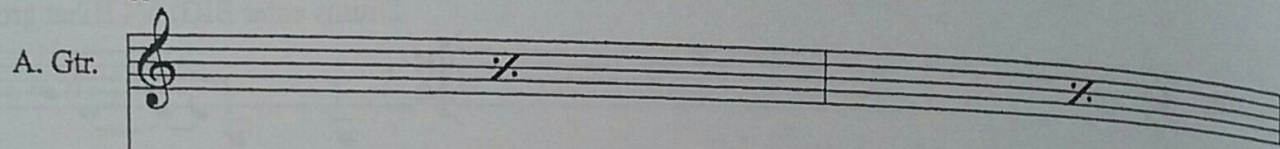
63

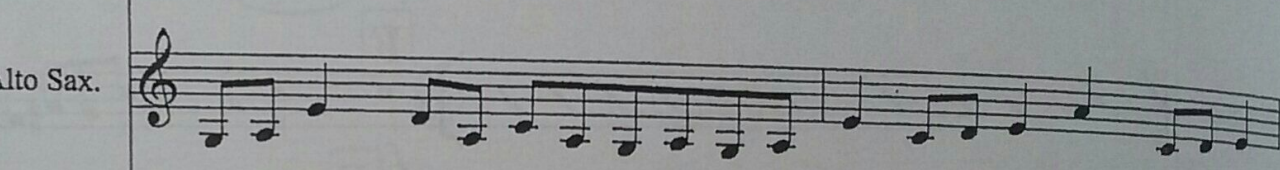
A. Gtr. 

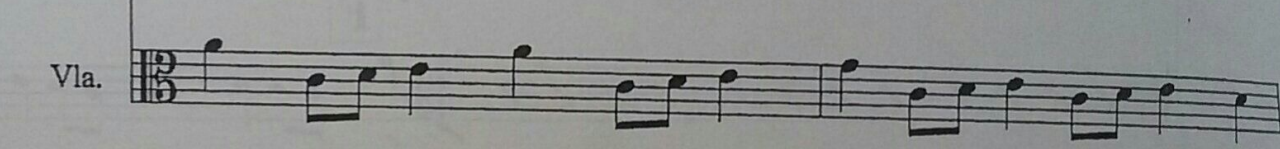
Alto Sax. 

Vla. 


65


A. Gtr. 


Alto Sax. 

Vla. 


67


A. Gtr. 


Alto Sax. 

Vla. 

72

A. Gtr. 

Alto Sax. 

Vla. 

**G** (Coda)

**G** (Coda)

**G** (Coda)



75

H

Melody

A. Gtr.

2

H

Melody

Alto Sax.

H

Vla.

79

A. Gtr.

2

2

Alto Sax.

Vla.

83

A. Gtr.

1.

2

2.

2

Alto Sax.

1.

2.

Vla.

87

Scratchy Noises

A. Gtr.

I

Scratchy Noises

Alto Sax.

I

Vla.



# Play


Christian Asplund  
Provo: 1987

Fast - Straight Eighth Notes - Circus-like

The musical score is written for guitar and bass. It consists of four systems of two staves each. The first system includes a treble clef, a key signature of one sharp (F#), and a common time signature (C). The guitar staff has a melodic line with eighth notes and slurs. The bass staff has a rhythmic accompaniment with eighth notes and rests. Chord symbols 'E' and 'E' are written above the first two measures of the first system. The second system starts with a measure marked '3)' and includes a 'Pno' (Piano) instruction with an arrow pointing to a note. Chord symbols 'C' and 'C' are written above the first two measures. The third system starts with a measure marked '5)' and includes chord symbols 'D' and 'D' above the first two measures. The fourth system starts with a measure marked '7)' and includes chord symbols 'B' and 'B' above the first two measures. The final system starts with a measure marked '9)' and includes a 'Cresc.' (Crescendo) instruction with a hairpin symbol. The score ends with a double bar line.




11




13

*p* cresc.



17

*fff*





19

Drum Break

Coda *b*

*8va*

This coda for very end (head out) only.





# Don't Touch That

Logan Hone  
Feb. 10, 2015

**A**

Staccato, with attack

Viola

Electric Guitar

Bass Clarinet in Bb

Percussion

*ff* *mp* 2nd time only *mp*

**A**

Staccato, with attack

5

Vla.

E. Gtr.

B. Cl.

Perc.

*pp* *mp* *mp* *mp*

improvise around pitch

9

Vla.

E. Gtr.

B. Cl.

*mp* *mp* *mp*

Staccato, with attack

Staccato, with attack



13

Vla. *ppp* (Accompany guitar solo)

E. Gtr. *mp* (Improvise with these pitches)

B. Cl.

Perc. LOOP Guitar improv

**B**

17

Vla. LOOP 1. (Switch freely between loops) 2.

E. Gtr. LOOP *mp-mf* Continue over loops

B. Cl. LOOP *mp-mf* **C** 1. (Switch freely between loops) 2.

Perc. (optional) 1. (Switch freely between loops) 2. *mp-mf*

**C**

20

Vla. 3. **D** CUED *mf*

E. Gtr. LOOP CUED *mf*

B. Cl. 3. **D** CUED *mf*

Perc. 3. **D** CUED *mf*

**D**



Vla.

E. Gtr.

B. Cl.

Perc.

Vla. legato

E. Gtr. *mp* *f*

B. Cl. *f*

Perc. *f*

Vla. Delayed..

E. Gtr. 8va.....

B. Cl.

Perc.



Delayed..

Vla.

E. Gtr.

B. Cl.

Perc.

Delayed..

Continue melodic improv

Vla.

E. Gtr.

B. Cl.

Perc.

**E**

CUED New section

Vla.

E. Gtr.

B. Cl.

Perc.



51

Vla.

E. Gtr.

B. Cl.

Perc.

53

Vla.

E. Gtr.

B. Cl.

Perc.




# Morning Bear

LAUREN BABA

Ed

~~FINAL DRAFT~~

[A] 4x



1. drums  
 2. vla, gtr, sax enter minimally  
 3. gtr starts [A] + vla/sax fade

4x

2x

Sax:

Gtr:

[B] Logan solo → Logan cues:

Ab Bb (♩♩ = ♩♩)

[C] 1. viola 2. sax 3. gtr 4x

Vla:

Sax:

Gtr:

↑ drums start minimal + build to medium volume

HL00210045

fine.



HERE

ARE

SOME

DRAFTS

IDEAS

STUFF



~~INTRO~~ *Intro of A* MOTHER FIGURE

**I** *C5*

**J** *V4* *w/ guitar solo* **K** *drums enter with song*

**H** *fff*

**A** *sax plays*

*Clarinet* *Guitar* *Violin*

*drum muted.*

*Carta* *MANUSCRIPT PAPER* **NO. 2** *sax starts with this and drums, guitar, viol's come in super strong*

MOTHER FIGURE



C

D

E

F

percussion imitates groove, saxophone solo

sax just sax. then  
 viola & guitar join (at 6 or 32 measures)  
 viola bass line & guitar enter in middle of solo, maybe.

ends up at G

then sax keeps improvising for a bit then plays the melody of G

G

is mp or mf then

H

is (fff!)



(E♭)

# SNAP SHOOT

Logan Hone

AX

A Guitar

Repeat through melodic

bebop.

1st

2nd

B

4 x's fine

C SAX SOLO  
75 C#5 B5 C#5

D CUE'D

open

Turns into Free Tempo

FREE guitar/drums duet



D.C. All fine

This is the original version  
of Snap Shoot  
alto sax, guitar, drums. made for  
(wasn't happy)




tone

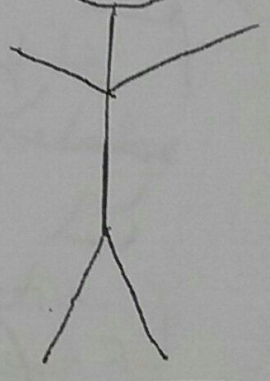
Repeat  
+ strong  
melod



SNAP  
SHOOT!



BEN  
LEV





Handwritten musical notation on a staff, featuring notes and rests. The notes are mostly quarter notes and half notes, with some beamed eighth notes. The staff is divided into measures by vertical bar lines.

Handwritten musical notation on a staff, including notes and rests. The notes are mostly quarter notes and half notes. There are some markings above the staff, possibly indicating fingerings or dynamics.

A section of handwritten musical notation that has been heavily crossed out with multiple diagonal lines, rendering it illegible.

Building follows into a quiet section

Viola chords

Handwritten musical notation on a staff, showing notes and rests. The notes are mostly quarter notes and half notes.

Drum enters with a groove  
 Drum enters with a groove in unison over the

Handwritten musical notation at the bottom of the page, including notes and rests. The notation is partially obscured by other markings.



At minimum make  
the form a little  
shorter

- ~~2. MIT - bring viola part~~
- ~~5. Friends over for New Years~~
- 3. Opening ceremony - rewrite parts. Have alto play melody

4. Even Today - edit solo section  
 Add another spot?  
 (A) = drums  
 (B) = drums play unison w/ melody

recap = (B) (A) (A)  
 loud soft

solo =

C	E <sup>b</sup>	G	C	F
F	E <sup>b</sup>	F	E <sup>b</sup>	F
F	E <sup>b</sup>	F	E <sup>b</sup>	F

5. Burbank - would be fun to play through

- Rehearse solo section
- ⊗ Mother Figure sax/viola
  - Fresh & Clean sax/viola
  - missed the best guitar where is James guitar
  - Moveable Walls
  - Play - Aspland drums
  - Snap Shoot viola
  - Morning Bear

can be more dynamic

what if similar fashion was really short? like no solos. - or sax/viola/guitar group improv over form just ONE time?



entire song stays under *mf*

out of time  
1182


Bass & drums (bromsticks) start  
sax & viola joins  
1/4 + of tempo

THESE  
ARE THE  
DAYS MY  
FRIENDS




Concert

Saxophone




Climax (counterpoint between all 3 voices)

is crazy



make counter point really crazy - like with lots of moving parts.


high dissonant notes with whole & half steps



for like 10-20 measures! what are these for?

And then it all falls off it becomes solo this

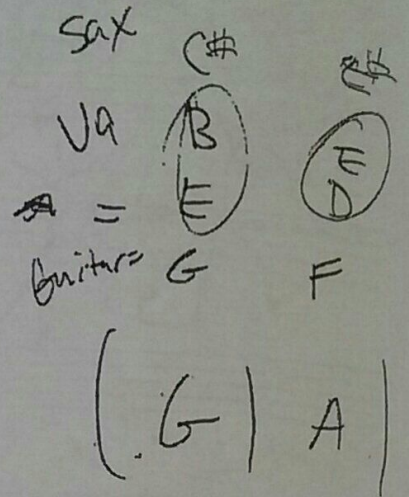
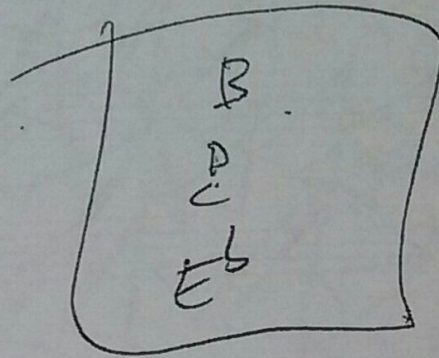
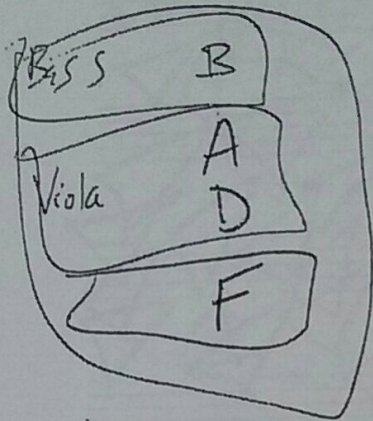
Solo section =




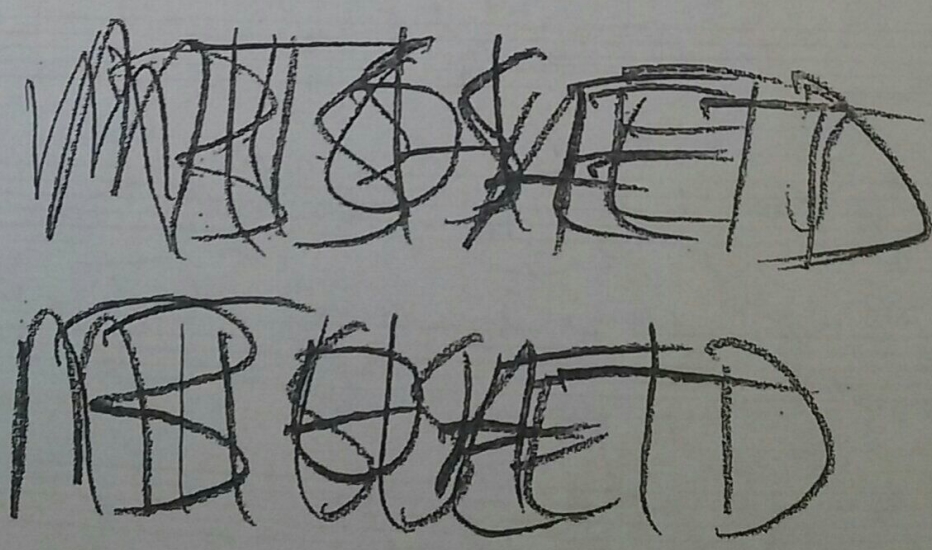
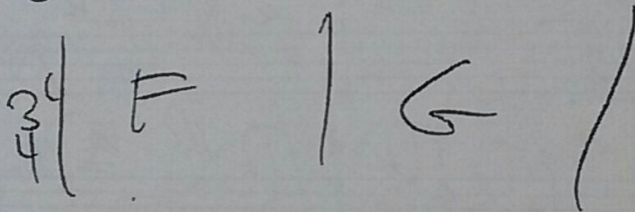
Drums come in with a tempo when ready. Not out of time

used in Mother figure






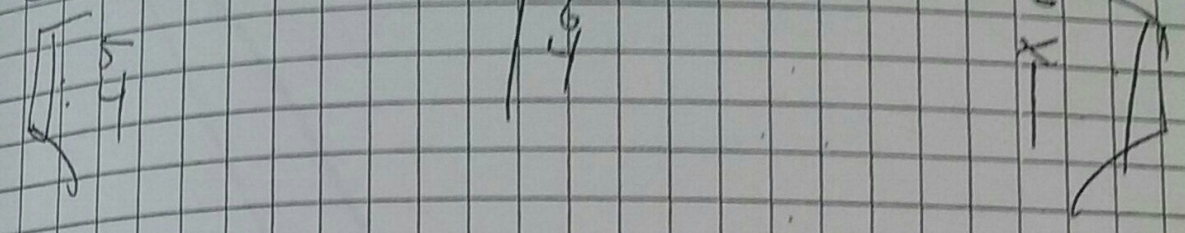
Guitar solo section







B Groovy - Guitar/Bass may be solo



C super complex intricate through-composed melody. Lots of 16th notes, triplets, etc with occasional singing interjections

D Acapella singing

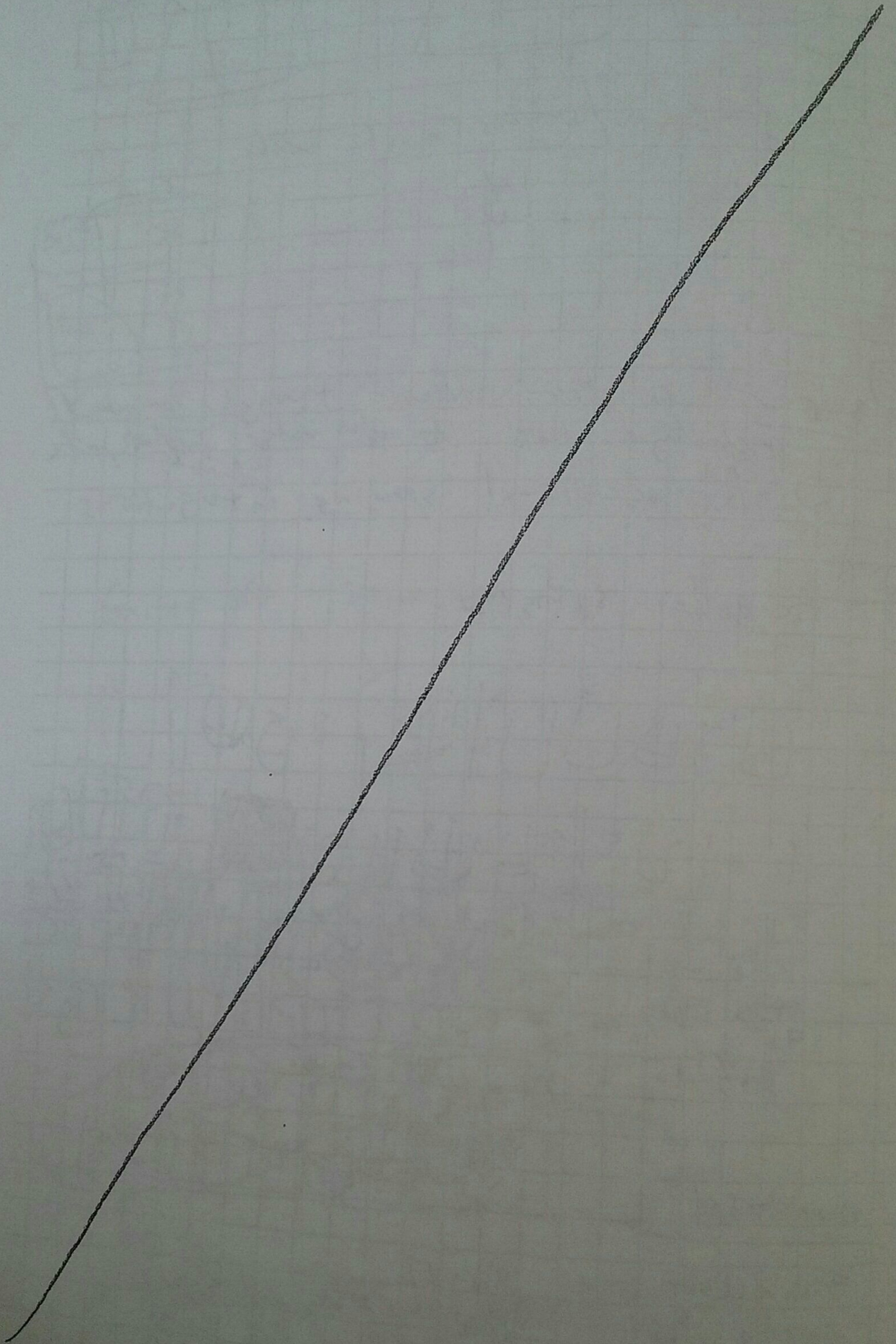
Quartet set

Fresh & Clean  
 Moveable hills  
 Mother Figure  
 Play - A - Play  
 Missed the boat

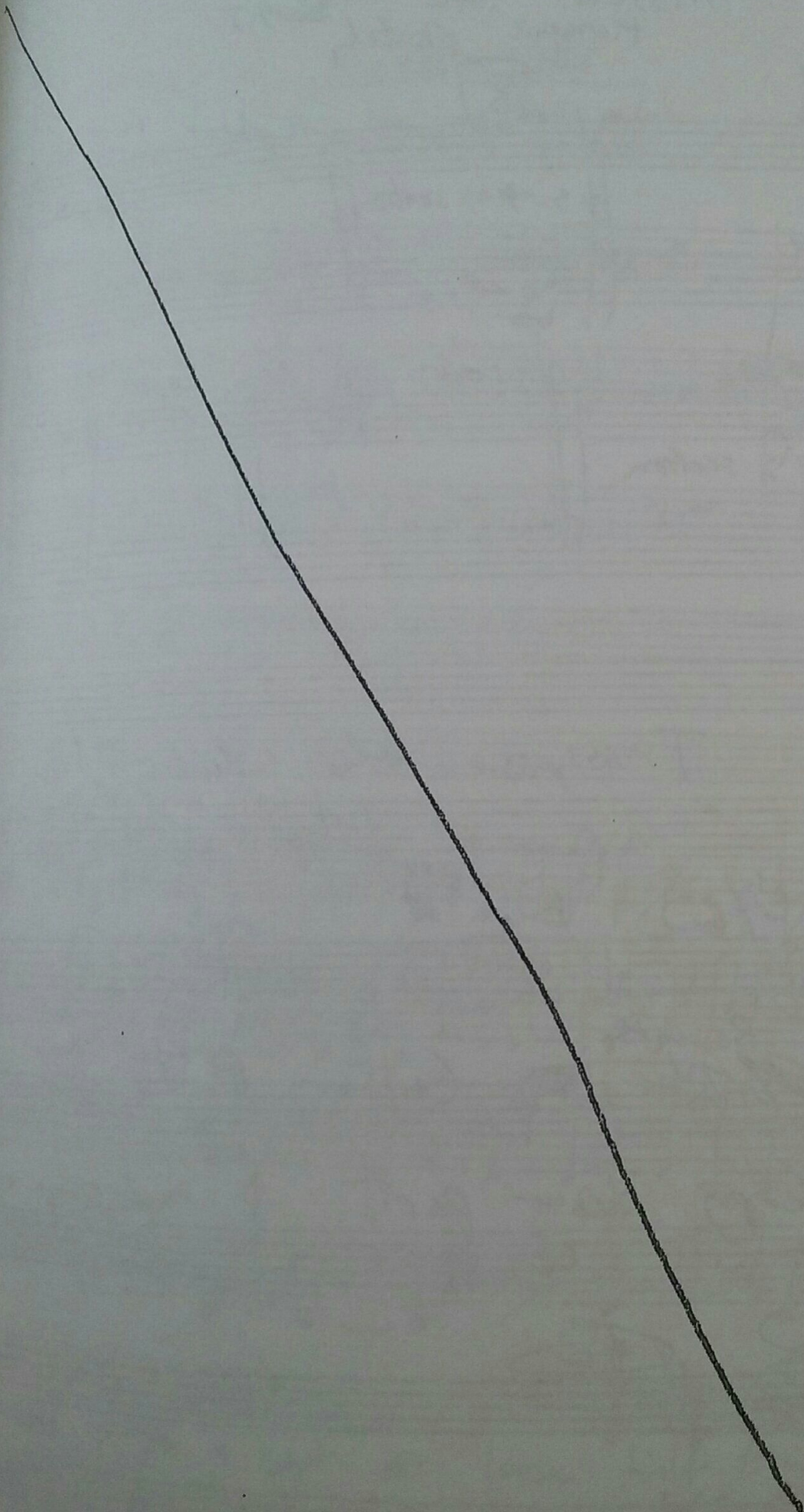
Blah #2  
 New through composed piece

(Blistering - NO)











MISSED THE BOAT  
Harmonic sketch

Handwritten musical notation for a guitar piece. It features three systems of staves. The first system has a treble clef staff with sections labeled 'A' and 'B', and a guitar staff with notes and a 'singing section' label. The second system has a guitar staff with sections labeled 'Loop 1', 'Loop 2', and 'Loop 3', and a 'singing section' label. The third system consists of empty staves.

Transpose the whole thing  
up a whole step?

say  
VA  
Guitar

Handwritten musical notation showing guitar chords. The first chord is labeled C6/G. The second chord is labeled B, with notes F, A, and D marked as '7th', 'add 6', and 'x' respectively. The third chord is labeled D.

① Rewrite  
Guitar Part

② Copy drum part & make  
all the Ds into Es

A  
E  
C#  
G  
Six  
Vg  
Guitar

Handwritten musical notation showing guitar chords. The first chord is labeled A, with notes E, C#, and G marked as 'Six', 'Vg', and 'Guitar' respectively. The second chord is labeled E.



# Moveable Walks

Guitar can have bass pedal on whenever playing bass lines

round 140 bpm

Intro

write melody

Viola

1st, 3rd

2nd

4th

melody marker notes, not 8th notes

Drums played a sort of loose half time thing  
 Drums play AROUND the beat a bit (very Tom Blake)  
 while the melodic instruments really hold the rhythm down





(84)

Va

Handwritten musical notation for the first staff, featuring a treble clef, a common time signature, and a series of notes with stems.

Drum

Handwritten musical notation for the second staff, consisting of rhythmic slash marks and vertical lines.

scratchy noises

Sax

Handwritten musical notation for the third staff, showing a treble clef and a few notes.

Gt

Handwritten musical notation for the fourth staff, including a treble clef, notes, and a double bar line.

2xs

Sax

Handwritten musical notation for the fifth staff, featuring a treble clef and notes with stems.

Va

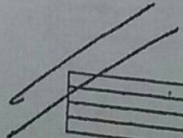
Handwritten musical notation for the sixth staff, showing a treble clef and notes with stems.

Gt

Handwritten musical notation for the seventh staff, featuring a treble clef and notes with stems.

Sax


Handwritten musical notation for the eighth staff, showing a treble clef and notes with stems.



Two empty musical staves with five lines each.

Two empty musical staves with five lines each.





Handwritten musical notation for the first system, including staves for *Vn*, *Guitar*, and *Sax*. The *Vn* staff has a treble clef and a key signature of one sharp (F#). The *Guitar* staff has a treble clef and a key signature of one sharp. The *Sax* staff has a treble clef and a key signature of one sharp. The music consists of several measures with various notes and rests.

Handwritten musical notation for the second system, including staves for *Vn*, *Guitar*, and *Sax*. The *Vn* staff has a treble clef and a key signature of one sharp. The *Guitar* staff has a treble clef and a key signature of one sharp. The *Sax* staff has a treble clef and a key signature of one sharp. The music continues with various notes and rests.

Handwritten musical notation for the third system, including staves for *Vn*, *Wt*, and *Sax*. The *Vn* staff has a treble clef and a key signature of one sharp, with a *2x5* marking above it. The *Wt* staff has a treble clef and a key signature of one sharp, with the instruction "improvise sweet pitches" and a diagram of a scale with notes and accidentals. The *Sax* staff has a treble clef and a key signature of one sharp, with the instruction "improvise around" and a diagram of a scale with notes and accidentals.

Handwritten musical notation for the fourth system, including staves for *Vn*, *Wt*, *Sax*, and *Va*. The *Vn* staff has a treble clef and a key signature of one sharp, with the instruction "continue" and "etc". The *Wt* staff has a treble clef and a key signature of one sharp, with the instruction "etc". The *Sax* staff has a treble clef and a key signature of one sharp, with the instruction "etc". The *Va* staff has a treble clef and a key signature of one sharp, with the instruction "etc". A large *big crescendo* marking is written at the bottom right of the system.



Va

mt

br

mp

S

ALL ENTER.

Repeat

Small Figure

Switch freely between loop choices

Switch freely between Loops



MJT

Logan Hone

C

Light, play F#, slightly rubato

Brief out of time drum solo

B A bit faster

continue improvising with these pitches

HEAVY ROCK, REPEAT BASS LINE THROUGHOUT SAX SOLO

D Improvise rhythmic counterpoint (centered around F ~~altered scale~~)

E CHED (melody)



Bass Ckr  
Guitar  
Viola

do brief notes  
| X just bass clar.  
Z|X with composed notes Call vision

FED 10/2005  
Don't be afraid  
of layers of  
texture.  
Use transitions!

short, accented

Handwritten musical notation on multiple staves. The notation includes various note values (quarter, eighth, and sixteenth notes), rests, and dynamic markings. There are several instances of 'x' above notes, possibly indicating accents or specific articulation. The notation is dense and covers several lines of music.

( . . . b e b e )

1) [D] 7  
2) [A] 6  
3) [F] 5

part enters after ①

3) improve and this = f

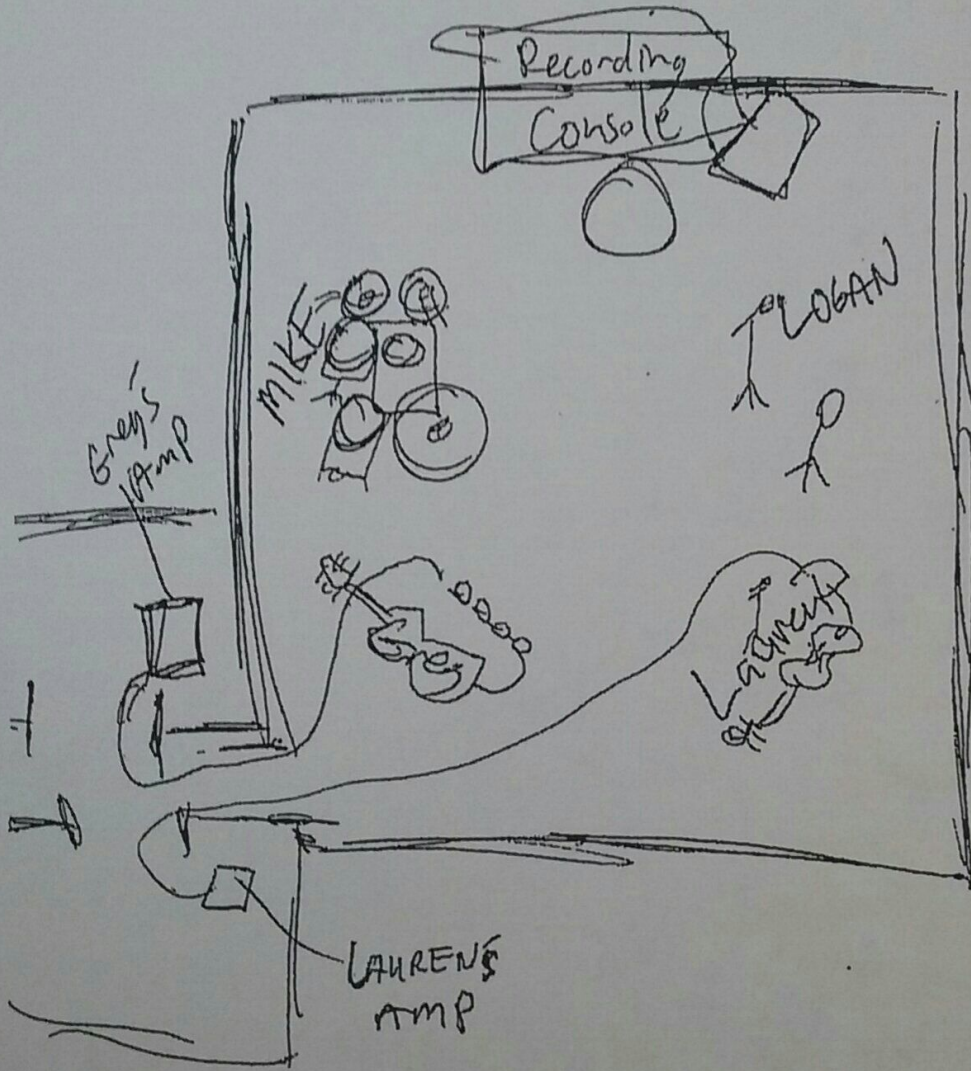
DONT TOUCH THAT →

In between P & F in the alphabet it is an indie drum



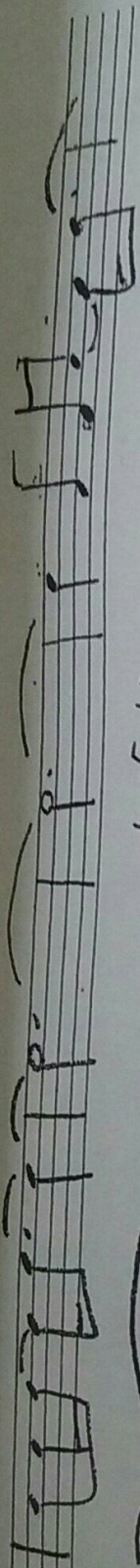
Recorded March 14, 2015

w/ Greg Hartmann in Studio City  
(Los Angeles CA)


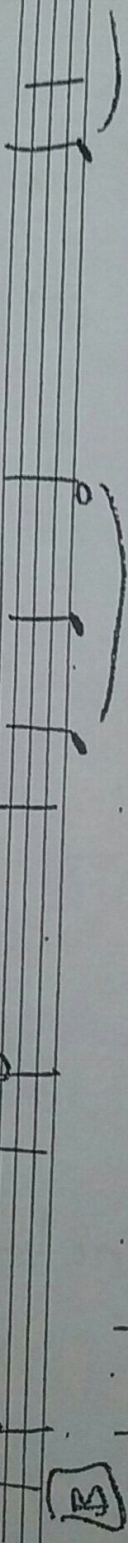


Mixed a little on March 14 after the session  
Mixed w/ Logan on April 13  
Mixed w/ Logan + Lauren on Jun 27  
Mixed w/ Lauren + Logan + Greg on July 17  
Mastered by Carl SAFF






out of time -



sax solo  
C D

Viola plays [A], sax joins in [B]

Viola solo, eventually play C major



etc until end



# ZINE PLAN =

Full pages

- 1) Cover page = picture of album cover
- 2) opening page = Say hi. Thanks for buying
- 3) sheet music =
  - ✓ Mother Figure = Full score
  - ✓ MJT = sibelius guitar part (add harmonics @ B)
  - ✓ Missed the Boat = Sibelius guitar part
  - ✓ Fresh & Clean = Original handwritten E♭ part
  - ✓ Snapshot = Viola part
  - ✓ Movable Walls = Sibelius score
  - ✓ Play = concert score
  - ✓ Dust Touch That = Full score
  - ✓ Morning Bear = saxophone part

---

✓ 4) Drafts and notes

✓ 5) Draw = Diagram of studio setup include date & times

✓ \* Include some pictures of the band

\* Make random drawings

cut & paste pictures onto the drawings



[Redacted]

[Redacted]

[Redacted]

[Redacted]

[Redacted]

[Redacted]

[Redacted]

[Redacted]

[Redacted]



[REDACTED]

[REDACTED]

[REDACTED]

[REDACTED]

[REDACTED]

[REDACTED]

[REDACTED]

[REDACTED]

[REDACTED]